



**Apteryx Buying Guide
for FQHCs**

planet
DDS

Contents

- Introduction: Why Apteryx for FQHCs?3**
- Apteryx Stats4**
- Why Apteryx for FQHCs5**
 - 1. Saving Time and Money 6
 - 2. Flexibility in Workflow 8
 - 3. Reduce Expenses 9
 - 4. Streamline Communications 11
 - 5. Easy to Use 13
- Next Steps14**
- Sources 15**



Introduction

Why Apteryx for FQHCs?

Selecting the right dental imaging software can be challenging. There have never been more options and factors to consider. The decision becomes increasingly complex when your organization has limited resources.




Federally Qualified Health Centers (FQHCs) and Community Dental Clinics provide a safety net for millions of Americans at risk due to lack of insurance or lower socioeconomic status. Yet, researchers from the Center for Health Workforce Studies⁵ found that most FQHCs find it difficult to get the technology they need to enable care delivery.

Finding state, federal, and other funding to support the cost of building infrastructure and delivering oral health services is often difficult.

Selecting the right imaging solution can often times become a long and drawn out process. The technical requirements, cost, and user experience must all be considered. And you want to ensure that you get the most value for your money by selecting a product that will meet your specific needs.

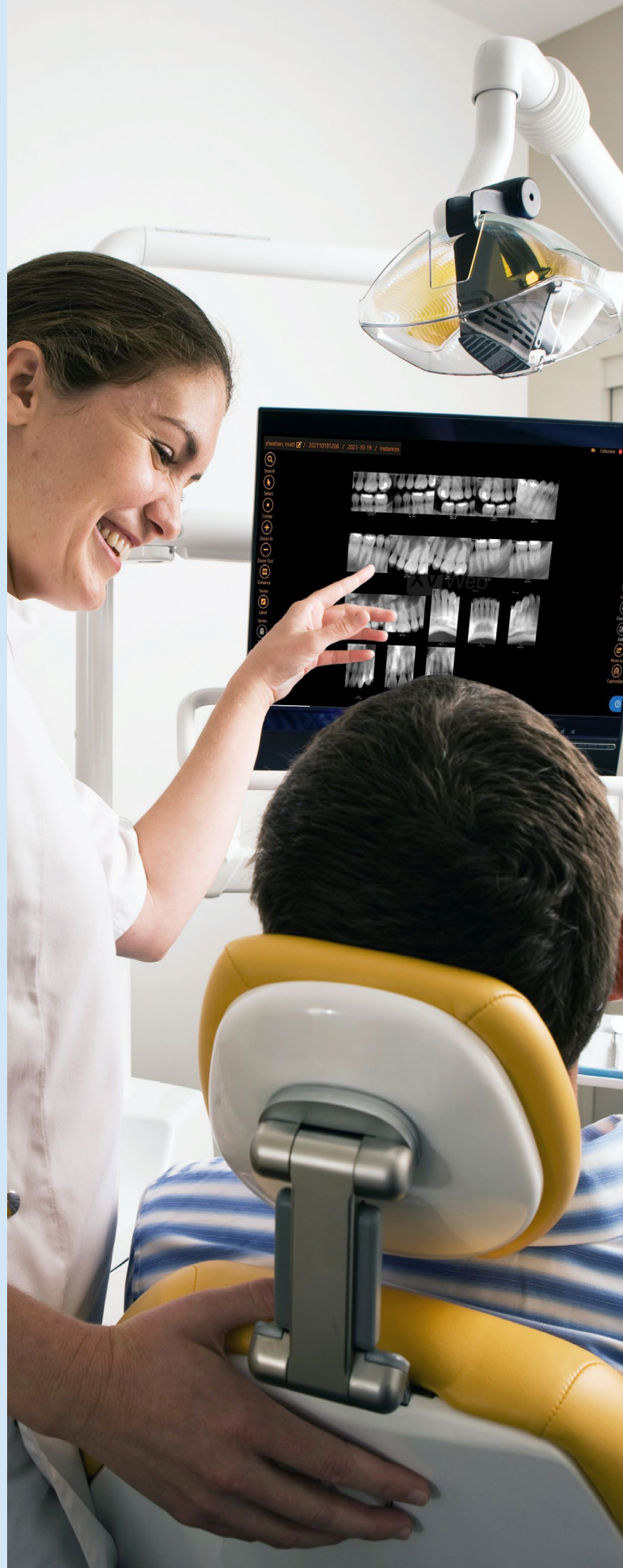
We have put together this helpful eBook to guide you through this process.

In this eBook, we'll cover:

-  Why Apteryx XVWeb Cloud Imaging Software is trusted in the dental industry
-  What makes Apteryx XVWeb the best choice for FQHCs and community dental clinics
-  How to get an inside look at Apteryx's features

Apteryx Stats

- ✓ **20+ years** of dental industry experience
- ✓ **Hybrid imaging model** (on-prem and cloud)
- ✓ **Trusted by other Health Centers** (Hyndman Area Health Center, El Rio Community Health Center, CHC Centers)



Why Aptyeryx for FQHCs?

Busy community dental clinics and federally qualified health centers (FQHCs) can trust Aptyeryx to save time, reduce expenses, and streamline communications. Allowing you to focus on high-quality care that leads to a better patient experience.

Here are **five reasons** Aptyeryx XVWeb is the best choice for Community Health Centers.

1. Saving Time and Money

Apteryx Imaging saves community health systems valuable time and money to focus on patient-centered, high-quality care. The result is a better patient experience. You become the patient's trusted dental home, and they can count on you to help prevent dental crises.

ACCESS ANYTIME, ANYWHERE WITH THE CLOUD

Cloud-based imaging gives FQHCs, and dental clinics untethered cloud access anytime, anywhere. With any internet-enabled device, clinical and administrative staff can access, view, and send patient records 24/7.

QUICK ACCESS TO IMAGES AT EACH CLINIC

Instead of downloading and sending images to other clinics, patient files are stored securely in the cloud for quick and easy access when you need them. Your staff saves time to focus where it matters—with patients.



The **biggest advantage** is if you have multiple office locations. **Everyone has access to everything** and a lot of **time is saved** by not having to open and close servers based off of location.

DR. AMY WEBB | Hyndman Area Health Center

ACCESS VIA INTERNET-CONNECTED DEVICES

Dentists, office managers, and administrators can access data stored in the cloud from the web using any internet-connected device. Accessing images anytime, anywhere gives dentists an advantage when collaborating with other doctors and making fast treatment decisions. Patient care isn't interrupted if your staff rotates between clinics or a provider is out. Rather, cloud-based imaging gives doctors the ability to treat patients from anywhere.

REAL-TIME IMAGE SHARING

Apteryx users enjoy image sharing in real-time. For multi-site health centers, this can be a game-changer. Across clinics and with outside third parties, fast and secure image sharing makes collaboration with specialists easier, referrals faster, and improves quality and efficiency in care delivery. Apteryx even allows 3D file management for sharing large file types, such as cone beam images, that are difficult to manage in other programs.



2. Flexibility in Workflow

Apteryx understands that FQHCs need the flexibility to meet the community's needs.

DEVICE AGNOSTIC

Apteryx was developed with interoperability in mind. In other words, Apteryx's open architecture software⁹ integrates with a wide range of other devices and systems—even its competitors. That means community dental centers can use nearly any brand device they already have on-site.

OPTIMIZING WORKFLOW

By working with the practice management solution that's already in place, Apteryx XVWeb enables the clinic to continue their processes without a heavy burden of switching to a different solution. Based on the needs of each clinic, Apteryx can be customized to operate in the most effective ways possible. With the Analytics Dashboard, clinics can see how efficient their capture stations are being used and make adjustments to further optimize their workflows.

FULL DICOM IMAGING FORMAT

Apteryx XVWeb Cloud Imaging saves images using the industry-standard Digital Imaging and Communications in Medicine (DICOM) format. Users can view, import, store, and export files from any major sensor, intra- or extraoral camera, STL files, or panoramic/cephalometric/CBCT system in an open file format. Readable formatting improves communication and saves time and money.



3. Reduce Expenses

FQHCs operate on lean budgets. Most stretch every dollar of local, state, and federal funding to support service delivery. Apteryx supports community clinics by reducing expenses.

SUPPORT AND UPDATES INCLUDED IN A PREDICTABLE MONTHLY SUBSCRIPTION

Although some providers charge additional or recurring fees⁸ for technical support and product upgrades, Apteryx keeps it simple to save dental clinics money. Users get valuable support, updates and updates included in simple, predictable monthly pricing.

AUTOMATIC UPDATES AND UPGRADES

FQHCs can also take advantage of the latest feature releases in the monthly subscription. Updates and upgrades are automatic and don't require additional time or effort by clinic staff.




UNLIMITED STORAGE

Dental x-ray technology advances, and dentists can improve diagnostic accuracy and detect dental diseases earlier. However, better images mean bigger files. Growing community health systems shouldn't be limited by file storage. With Aptyrx, users never run out of space in the cloud. They enjoy truly unlimited data storage. Cloud-based software⁶ gives you the ability to grow quickly.

REDUCE ADDITIONAL EXPENSES TOWARD SERVER AND IT MANAGEMENT

The reduced requirements needed to run Aptyrx and manage off-site data storage greatly lower IT demands for community health systems and FQHCs. Instead of replacing server hardware to the tune of \$5,000-\$6,000¹⁰ every five years (plus recurring maintenance expenses), Aptyrx users store images in the cloud and pay just one monthly subscription fee. Full DICOM Imaging Format



4. Streamline Communications

Dental clinics can improve efficiency and quality care delivery with the right tools. The right software must be secure and safe.

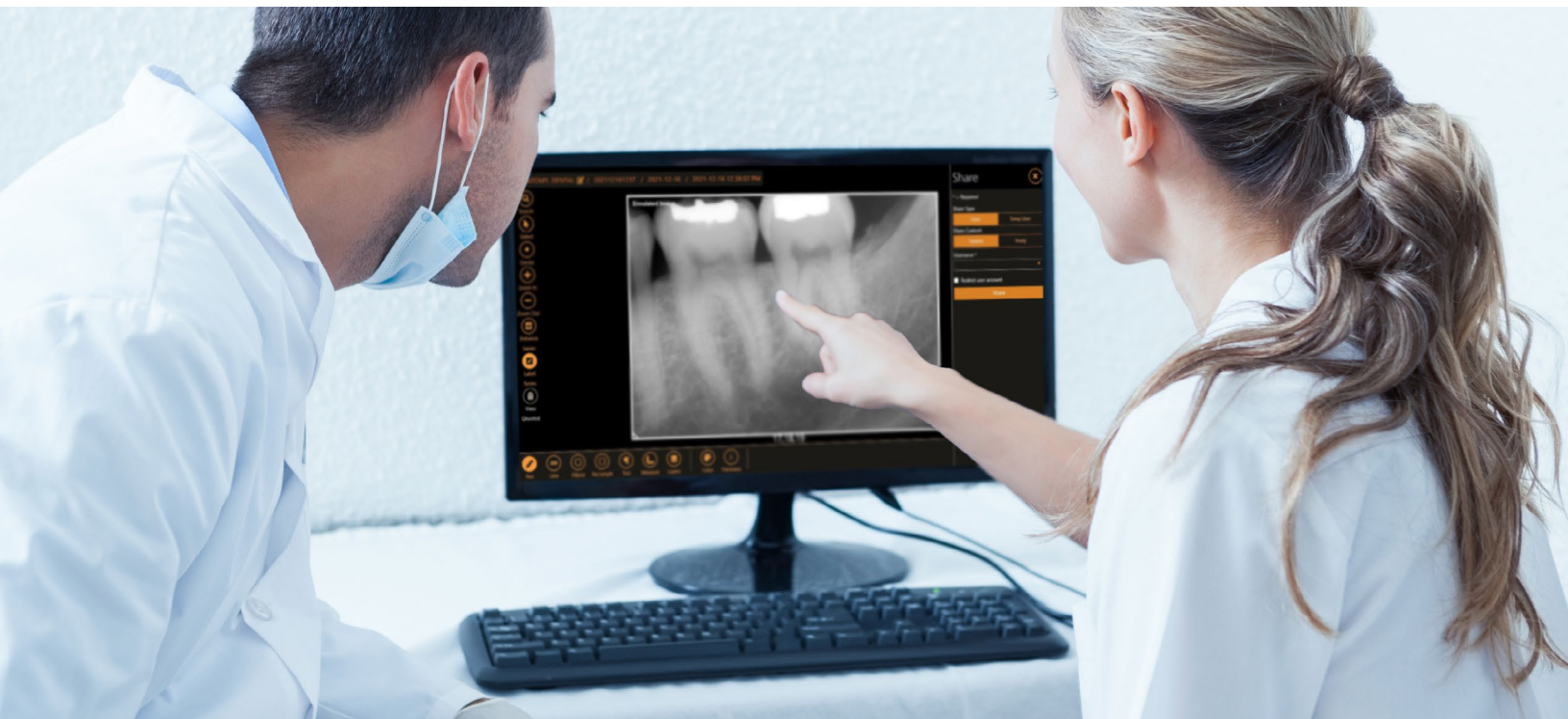
HIPAA-COMPLIANT SHARING PORTAL

Many FQHCs serve rural and outlying areas. And by collaborating with other providers and programs, they improve access to care and community resources. HIPAA compliance and data security are top priorities in healthcare. Apteryx also provides added protection against data breaches by providing a HIPAA-compliant sharing portal that anyone can use with permission, even outside providers. The portal lets dentists share images and records quickly and securely.

Failure to comply with the HIPAA Privacy and Security Rules and the HITECH Act could cost providers between \$50,000 and \$1.5 million⁴ or jail time. That's why in addition to the secure data center and connection, Apteryx uses a HIPAA-compliant portal to share images.

COMMUNICATES THROUGH DATA NETWORKS WITH HTTPS CONNECTIONS

With Apteryx, users must connect through data networks with secure (HTTPS) hypertext transfer protocol. It ensures that sensitive data can't leak to browsers and web servers¹.




BACKED BY MICROSOFT AZURE

Apteryx XVWeb Cloud Imaging uses Microsoft Azure to provide customers with high speed networks, backup power, and multiple layers of protection. Microsoft has over 3,500 cybersecurity experts² working to protect their data center 24x7x365. This high-quality data center gives users unmatched security—without extra work by your team or IT experts.

HIGH LEVEL OF DATA PROTECTION

With Apteryx, users can rest assured that their images and information are stored with the highest levels of data protection against cyberattacks, natural disasters, theft, and loss. The software also provides audit trails, user tracking, advanced firewalls, and HIPAA compliance.



5. Easy to Use

Apteryx is intuitive and user-friendly. That means FQHCs and community clinics save time and energy learning and using the tools. So they can focus their attention on patients.

TRAINING

Training is simple. In fact, you can get your team up and running on the software in just a few hours. That is critical for clinics that have dental residents and student externs that rotate through. Smooth, rapid implementation takes days or weeks, not months¹¹. And there is no downtime when transitioning to Apteryx.

EASY IMAGE ANALYSIS AND EDITING

With Apteryx's tools, dentists easily zoom, measure, enhance, compare, label, and annotate images. They can view images in chronological order or click to edit a single image. Dentists can also create filters in Apteryx. The Spot Enhancement tool gives an exaggerated density filter, and the Select tool brings up images for side-by-side comparison. The Share tool is especially useful for securely transmitting images to collaborating doctors. These easy-to-use measurement and enhancement tools support accurate oral health assessments and interventions for high-quality care.



Next Steps

FQHC dental clinics have much to gain by implementing Aptyx at their organizations to improve patient dental care. Busy community dental clinics and FQHCs can trust Aptyx to save time, reduce expenses, and streamline communications—so dentists and staff can focus on high-quality care that leads to a better patient experience.



**Schedule a demo for an inside look at
Aptyx and its features to find out more.**

SCHEDULE A DEMO

Sources

1. Awati, Rahul. (n.d.). What is Hypertext Transfer Protocol Secure (HTTPS). Tech Target. <https://www.techtarget.com/searchsoftwarequality/definition/HTTPS>
2. Ben-Menahem, Avi. (2018, May 31). 3 reasons why Azure's infrastructure is secure. Microsoft Azure. <https://azure.microsoft.com/en-us/blog/3-reasons-why-azure-s-infrastructure-is-secure/>
3. Greek, David. (2011, August 5). What is HITECH and to Whom Does HITECH Compliance Apply. HIPAA Compliance Tools. <https://www.hipaacompliance.org/what-is-hitech-act/>
4. Office for Civil Rights. (2017, June 16). HITECH Act Enforcement Interim Final Rule. US Department of Health and Human Services. <https://www.hhs.gov/hipaa/for-professionals/special-topics/hitech-act-enforcement-interim-final-rule/index.html>
5. Oral Health Workforce Research Center. (2015, September). Case Studies of 8 Federally Qualified Health Centers. oralhealthworkforce.org. <https://oralhealthworkforce.org/wp-content/uploads/2015/11/FQHC-Case-Studies-2015.pdf>
6. Planet DDS. (2022, September 1). Cloud-Based Versus On-Premise Dental Imaging Software. Planet DDS. <https://www.planetdds.com/blog/cloud-based-vs-on-premise/>
7. Planet DDS. (2022, January 19). How Dental Practices Can Benefit from Open Architecture Imaging Software. Planet DDS. <https://www.planetdds.com/blog/how-dental-practices-can-benefit-from-open-architecture-imaging-software/>
8. Planet DDS. (2021, May 27). True Cost of Ownership of XVWeb Series Part 3: Why Apteryx. Planet DDS. <https://www.planetdds.com/blog/true-cost-of-ownership-why-apteryx-xvweb-series/>
9. Planet DDS. (2020, November 2). What is Open Architecture Dental Imaging Software?. Planet DDS. <https://www.planetdds.com/blog/open-architecture-dental-imaging/>
10. Planet DDS. (2022, September 27). 4 Hidden Costs Of On-Premise Imaging Solutions. Planet DDS. <https://www.planetdds.com/blog/dental-imaging-cost/>
11. Planet DDS. (2022, September 28). 4 Steps of Implementation and Conversion: Part 3 Why Apteryx Series. Planet DDS. <https://www.planetdds.com/blog/dental-imaging-cost/>



Planet DDS is the leading provider of cloud-enabled dental software solutions serving over 10,000 practices in North America with over 60,000 users. The company delivers a complete platform of solutions for dental practices including Denticon Practice Management, Apteryx XVWeb Cloud Imaging, and Legwork Patient Relationship Management. Planet DDS is committed to creating value for its dental practice clients by solving the most urgent challenges facing today's dental practices in North America.